

# CloroxPro™ Clorox® Germicidal Bleach



Kills *C. diff* in  
**5 MINUTES**

- ▶ EPA-registered to kill *C. diff* spores in 5 minutes\*
- ▶ Proven efficacy against outbreak-causing viruses

## Germicidal Bleach That You Can Trust

CloroxPro™ leads the way in bleach technology to help you take control in an ever-changing healthcare environment

- ▶ **Powerful concentrated bleach** — 8.25% concentration — higher than household bleach so you can feel confident about killing germs
- ▶ **Proven disinfection efficacy** against the most prevalent HAI-causing pathogens and outbreak-causing viruses
- ▶ **Formulated for broad spectrum disinfection** of hard, nonporous surfaces in the healthcare setting<sup>1</sup>

CloroxPro™ Clorox® Germicidal Bleach helps you kill the germs that matter

At a Glance CloroxPro™ Clorox® Germicidal Bleach	
Active Ingredient Concentration	8.25% Sodium Hypochlorite
Form	Dilutable liquid
Hard surface disinfection claims <sup>†</sup>	70 organisms
Bacteria and virus contact time	5 minutes at 2400 ppm <sup>†</sup>
<i>C. difficile</i> contact time	5 minutes at 7800 ppm
Signal Word	Danger
HMIS rating	3-0-0-B
PPE Required	Wear gloves when handling. If splashes are likely to occur, wear safety glasses

1. For unfamiliar surfaces, test in a small, inconspicuous area first. Consult medical equipment warranty information and equipment care and cleaning guides prior to selecting and using any surface disinfectant. Sodium hypochlorite breaks down into salt and water after use. To ensure that the salt left behind by bleach does not build up and cause surface damage over time, wipe down these surfaces after disinfecting with a clean, damp cloth.

\* Use as directed on hard, nonporous surfaces. Follow special instructions for cleaning prior to disinfection.

† Refer to master label for full list of disinfecting claims.

‡ 10 minute contact time for Canine Parvovirus and Feline Panleukopenia Virus.

# CloroxPro™ Clorox® Germicidal Bleach

(EPA Reg. No 67619-32)

Pathogen Disinfection Claims at 2400 ppm	
BACTERIA	KILL TIME
<i>Acinetobacter baumannii</i>	5 min
<i>Bordetella pertussis</i>	5 min
<i>Campylobacter jejuni</i>	5 min
<i>Enterobacter cloacae</i> (NDM-1)	5 min
<i>Enterococcus faecalis</i>	5 min
<i>Enterococcus faecalis</i> (VRE) (Vancomycin-resistant)	5 min
<i>Enterococcus faecium</i> (MDR) (Multidrug-resistant)	5 min
<i>Escherichia coli</i> O157:H7	5 min
<i>Escherichia coli</i> (Carbapenum-resistant)	5 min
<i>Escherichia coli</i> ESBL	5 min
<i>Escherichia coli</i> (NDM-1)	5 min
<i>Haemophilus influenza</i>	5 min
<i>Klebsiella oxytoca</i>	5 min
<i>Klebsiella pneumoniae</i> (MDR) (Multidrug-resistant)	5 min
<i>Legionella pneumophila</i>	5 min
<i>Listeria monocytogenes</i>	10 min
<i>Proteus mirabilis</i>	5 min
<i>Pseudomonas aeruginosa</i>	5 min
<i>Salmonella enterica</i>	5 min
<i>Serratia marcescens</i>	5 min
<i>Shigella dysenteriae</i>	5 min
<i>Staphylococcus aureus</i>	5 min
<i>Staphylococcus aureus</i> (MRSA) (Methicillin-resistant) [ATCC 33592]	5 min
<i>Staphylococcus aureus</i> (CA-MRSA) (USA 400) (Community Associated Methicillin-resistant)	5 min
<i>Staphylococcus epidermidis</i> (CoNS)	5 min
<i>Streptococcus pneumoniae</i>	5 min
<i>Streptococcus pneumoniae</i> (PRSP) (Penicillin-resistant)	5 min
<i>Streptococcus pyogenes</i>	5 min
<i>Vibrio cholerae</i>	5 min
<i>Yersinia enterocolitica</i>	5 min
VIRUS	KILL TIME
Adenovirus Type 2	5 min
Avian Influenza A Virus strain H3N2	5 min
Avian Influenza A strain H5N1	5 min
Avian Influenza A Virus strain H7N9	5 min
Canine Parvovirus	10 min
Coxsackie Type B3 Virus	5 min
Cytomegalovirus	5 min

Ebola Virus	5 min
Enterovirus D68	5 min
Feline Panleukopenia Virus	10 min
Hantavirus	5 min
Hepatitis A virus (HAV)	5 min
Hepatitis B virus (HBV)/Duck Hepatitis B Virus (surrogate for HBV)	5 min
Hepatitis C Virus (HCV)/Bovine Viral Diarrhea Virus (surrogate for HCV)	5 min
Herpes Simplex Virus (HSV-1)	5 min
Herpes Simplex Virus (HSV-2)	5 min
Human Coronavirus	5 min
Human Immunodeficiency Virus Type 1 (HIV-1)	5 min
Influenza A H1N1	5 min
Influenza A Virus (Influenza A2 Virus)	5 min
Influenza B Virus	5 min
Measles Virus	5 min
MERS - Coronavirus (Middle East Respiratory Syndrom Coronavirus)	5 min
Mumps Virus	5 min
Murine Norovirus	5 min
Newcastle Disease Virus	5 min
Norovirus (via Feline Calicivirus surrogate)	5 min
Parainfluenza Virus Type 3	5 min
Poliovirus Type 1 (Chat strain, ATTC VR-1562)	5 min
Respiratory Syncytial Virus (RSV)	5 min
Rhinovirus	5 min
Rotavirus	5 min
Rubella Virus	5 min
SARS-associated Coronavirus	5 min
Varicella Zoster Virus	5 min


Pathogen Disinfection Claims at 3600 ppm	
FUNGI	KILL TIME
<i>Aspergillus brasiliensis</i> (formerly <i>A. niger</i> )	5 min
<i>Candida albicans</i>	5 min
<i>Trichophyton mentagrophytes</i> (Athlete's Foot Fungus)	5 min




Pathogen Disinfection Claims at 7800 ppm	
Pathogen	KILL TIME
<i>Clostridium difficile</i> spores	5 min
<i>Mycobacterium tuberculosis</i> (TB)	10 min

**Total number of hard surface disinfection claims: 70**

DILUTION TABLE			
Chlorine PPM	Dilution Ratio	Machine Dilution Mix Ratio	Manual Dilution Mix Ratio (Closest ounce)
2400ppm	1:33	1 part bleach to 32 parts water	½ cup (4 oz) with 1 gallon water
3600ppm	1:22	1 part bleach to 21 parts water	¾ cup (6 oz) with 1 gallon water
7800ppm	1:10	1 part bleach to 9 parts water	1½ cups (12 oz) with 1 gallon water

**CloroxPro™ Clorox® Germicidal Bleach**  
**121 fl. oz.**  
**3/case**  
 Case UPC: 30966



DILUTION & DISPENSING TOOLS			
			
<b>Pump</b> Conveniently delivers ~1 oz. of bleach per pump #HDW009	<b>Proportioner</b> Delivers a range of .25 oz. — 3 oz. of bleach, based on usage needs #IMT001	<b>Bleach Secondary Label</b> Printed adhesive backed label that can be applied to spray bottles NI-49827	<b>Bracket</b> Wall mounting offers convenient storage option #HDW030R



For more information, contact your Clorox sales representative.  
 Call: 1-800-492-9729  
 Visit: [www.cloroxpro.com](http://www.cloroxpro.com)

© 2020 Clorox Professional Products Company, 1221 Broadway, Oakland, CA 94612.

NI-50406