



HEALTHCARE®

Clinical Solutions

*Safeguarding the
patient environment*





What is your goal?

Provide the best patient care

No patient should leave a healthcare facility sicker than when they entered and nothing should interfere with healthcare professionals caring for patients, including the environment.

12%

12% of patients acquire an infection or other avoidable complications during hospital stays.¹

2X

A patient admitted to a room that previously housed a patient colonized or infected with pathogenic bacteria, including MRSA, VRE or *Clostridium difficile*, is **2X** as likely to be infected with the same pathogen.²

\$30 billion

HAIs cost **\$30 billion** annually to the US healthcare industry.³



HEALTHCARE®

How can you achieve this goal?

Eliminate the environment as a source of HAIs

Clinical staff's commitment to patient care extends beyond medical treatment, and includes creating a safe environment for healing.

Cleaning and disinfection of environmental surfaces has been clinically proven to reduce HAI-causing pathogen transmission, and clinical staff play an important role in wiping down surfaces and medical equipment in between patients to supplement the activities of the Environmental Services team.

In doing so, you not only improve patient outcomes, but also:

- **Enrich the patient experience, leading to better HCAHPS Cleanliness Scores.**
- **Enhance the profile of your clinical staff and broader reputation of your healthcare facility in the community.**
- **Reduce direct medical costs associated with HAIs and related ACA penalties.**

"As a nurse, we have the opportunity to heal the mind, soul, heart, and body of our patients, their families, and ourselves."

-Maya Angelou

What challenges do you face in pursuing this goal?

Effective disinfection while maintaining patient satisfaction

Clinical staff play an essential role in safeguarding the patient environment, but these contributions are often overlooked. Disinfecting mobile equipment, devices, and other clinical surfaces receives less attention than EVS disinfecting protocols but are equally important to prevent the spread of pathogens via surfaces.

Equipment, such as IV Poles, blood pressure cuffs, wheelchairs, ultrasound inducers, glucometers and infusion pumps, are touched hundreds of times per day and have been shown to harbor *C. difficile*, MRSA and VRE.^{4,5}

Patients can travel to multiple locations throughout the facility on any given day, increasing their likelihood of coming into contact with HAI-causing pathogens.

Persistent threats from *C. difficile*, Norovirus and MDROs

The most commonly used quaternary disinfectants do not have EPA-registered claims against Norovirus or *C. difficile* spores.⁶

A study of infection prevention personnel revealed Norovirus as the #1 cause of outbreaks and >65% of hospital unit closures.⁷

C. difficile is the most deadly HAI, and one study revealed that 33% of non-*C. diff* isolation rooms tested positive for *C. diff* spores.⁸

MDROs threaten patient safety and antibiotic effectiveness, yet are easily killed with the right disinfectants.



Solution: Ensure your disinfectants can stand up to the **deadliest pathogens** and **most common causes of outbreaks**

Time constraints

Pressure to move on to the next patient leaves little time for cleaning and disinfecting.

Non-compliance is a substantial risk if the disinfectant does not stay wet for the contact time, either due to long contact times or fast-drying properties like high alcohol content.



Solution: Implement easy-to-use, 1-step cleaner & disinfectants with **fast contact times** to help you get the **job done quickly**



Pressure to improve HCAHPS scores

Clinical staff have the most contact with patients and are in the best position to demonstrate the facility's dedication to cleanliness as a component of excellent patient care.

Strong odors from disinfectants can trigger patient and visitor complaints, making them less likely to be used.

Residue from disinfectants can give the patients and visitors the perception that surfaces have not been cleaned.



Solution:
Drive awareness of your facility's cleaning program without subjecting patients to harsh odors and residue

Costly surface & equipment damage

Common healthcare surfaces such as stainless steel, clear plastics and PVC may respond differently to disinfectant chemistries.

Damage, stemming from chemical incompatibility or other causes, can also make the equipment more difficult to disinfect.

A recent study revealed that 12 out of 20 medical scopes tested positive for bacteria even after disinfection.⁹ Many of the contaminated scopes had visible scratches that may have harbored pathogens.









Solution:
Gain confidence that your surface disinfectants are compatible with a **variety of surfaces for widespread use**

How Clorox can help

Clorox Healthcare can partner with you to help solve your most pressing disinfection challenges

Comprehensive portfolio of ready-to-use, 1-step cleaning and disinfection products from a trusted leader in infection prevention with over a century of expertise.

Commitment to help your facility implement clinically effective protocols, provide ongoing training and support, and free up time so you can focus on patient care.

Challenges	Product Solutions	Why Clorox?
Preventing outbreaks of MRSA, VRE, Norovirus and MDROs	 <p>Clorox Healthcare® Hydrogen Peroxide Cleaner Disinfectant Wipes</p>	<ul style="list-style-type: none"> • 30–60 second contact time for over 40 bacteria and viruses, including 13 MDROs. Kills Norovirus in 3 minutes • Excellent surface compatibility on a wide range of hospital surfaces including acrylic, Corian® and stainless steel • Better cleaning performance than the leading quat • Convenient sizes for small or large surfaces
Preventing the spread of <i>C. difficile</i> spores	 <p>Clorox Healthcare® Bleach Germicidal Wipes</p>	<ul style="list-style-type: none"> • Kills <i>C. diff</i> in 3 minutes and over 50 other infection-causing bacteria, viruses and fungi in 1 minute or less • Recommended in medical equipment cleaning and care guides • Visibly less residue vs. competitor bleach wipes • Cited by more hospital studies to kill <i>C. diff</i> than any other product
	 <p>Dispatch® Hospital Cleaner Disinfectant Towels with Bleach</p>	<ul style="list-style-type: none"> • Kills <i>C. diff</i> in 3 minutes and 30 other infection-causing bacteria, viruses and fungi in 1 minute • Formulated with a light fragrance for a pleasing scent • Broad surface compatibility including plastic, stainless steel and glazed porcelain
	 <p>Clorox Healthcare® Fuzion™ Cleaner Disinfectant</p>	<ul style="list-style-type: none"> • Kills <i>C. diff</i> in 2 minutes with a low-odor, low-residue formula • Kills 52 other bacteria, viruses and fungi in 1 minute • Next-generation bleach with excellent surface compatibility to enable facility-wide use • No PPE required
Combatting infection transmission via soft surfaces	 <p>Clorox Healthcare® Hydrogen Peroxide Cleaner Disinfectant Spray</p>	<ul style="list-style-type: none"> • EPA-registered to sanitize soft surfaces such as curtains and furniture in just 30 seconds
Versatile equipment disinfection	 <p>Clorox Healthcare® Multi-Surface Quat Alcohol Cleaner Disinfectant Wipes</p>	<ul style="list-style-type: none"> • 2-minute kill claims on most prevalent HAI-causing bacteria found in healthcare settings • Kills Norovirus in 3 minutes • Strong cleaning performance on blood

Thank You

For more information contact your
Clorox Healthcare sales representative
or call 800-234-7700

email: healthcare@clorox.com
visit us: www.cloroxhealthcare.com



HEALTHCARE®

1. Agency for Healthcare Research and Quality. Saving Lives and Saving Money: Hospital-Acquired Conditions Update. 2010–2014.
2. Mitchell BG, et al. "Risk of organism acquisition from prior room occupants: a systemic review and meta-analysis". J Hosp Infect. 2015; 91(3): 211–217.
3. Scott, R. Douglas, et al. "The Direct Medical Costs of Healthcare-Associated Infections in U.S. Hospitals and the Benefits of Prevention". CDC, March 2009.
4. Russotto, V. et al. "Bacterial Contamination of Inanimate Surfaces and Equipment in the Intensive Care Unit". Journal of Intensive Care, 3:54, 2015.
5. Peretz, A. et al. "Do Wheelchairs Spread Pathogenic Bacteria Within Hospital Walls?". World Journal of Microbiology & Biotechnology. 2014. Feb; 30(2): 385-7.
6. Based on EPA Master Labels as of May 2017.
7. Rhinehart, E. et al. "Frequency of Outbreak Investigations in US Hospitals: Results of National Survey of Infection Preventionists". American Journal of Infection Control, Vol 40, Issue 1, Pages 2–8, 2012.
8. Koll, B. MD, FACP, FIDSA, Medical Director and Chief, Infection Prevention, Beth Israel Medical Center, New York, N.Y., Study Presented at APIC 2011.
9. Ofstead, CL et al. "Longitudinal assessment of reprocessing effectiveness for colonoscopes and gastroscopes: Results of visual inspections, biochemical markers, and microbial cultures". American Journal of Infection Control. Vol 45, Issue 2, Pages e26-e33, February 2017.